

3rd May 2023

The Manager,
Listing Department
National Stock Exchange of India Ltd.,
Exchange Plaza, 5th Floor,
Bandra-Kurla Complex,
Bandra (E), Mumbai 400 051.

Dear Sirs,

Sub: Outcome of the Board Meeting - Compliance under Regulation 51(2) and 52 read with Part B of Schedule III of SEBI (Listing Obligation and Disclosure Requirements) Regulations, 2015 for the year ended March 31, 2023

In compliance with the regulation 51(2) of the Securities Exchange Board of India (Listing Obligations and Disclosure Requirements) Regulations, 2015 ("Listing Regulations"), we hereby inform you that the Board of Directors of TVS Credit Services Limited, at its meeting held today viz Wednesday, 3rd May 2023, has inter-alia, approved the:

- Annual audited standalone and consolidated financial results of the Company for the financial year ended 31st March 2023 and Auditors report for audited standalone and consolidated financial results, which are enclosed herewith for your record.

As required under proviso to Regulation 52(3) (a) of SEBI (LODR) Regulations, 2015, we hereby confirm and declare that the Joint Statutory Auditors of the Company i.e., M/s. Sundaram & Srinivasan, Chartered Accountants, Chennai and M/s. CNGSN Associates LLP, Chartered Accountants, Chennai, have issued the audit report on Standalone and Consolidated Financial Statements of the Company for the year ended 31st March 2023 with unmodified opinion.

Further we are also enclosing the following:

1. In terms of Regulation 54 of the Listing Regulations, the Security Cover Certificate in the prescribed format is annexed to the Financial Results.
2. A statement in terms of Regulations 52(7) and 52 (7A) of the Listing Regulations.
3. Disclosure of Related Party Transactions pursuant to Regulation 23 (9) of Listing Regulations.

The meeting commenced at 2.30 P.M. and concluded at 4.05 P.M.

This may kindly be taken on your records.

Thanking you,
Yours truly,
For TVS CREDIT SERVICES LIMITED

Roopa Sampath Kumar
Chief Financial Officer

Encl: a/a

Independent Auditor's Report on Standalone Annual Financial Results of TVS Credit Services Limited pursuant to the regulation 52 of the Securities and Exchange Board of India (Listing Obligation and Disclosure Requirements) Regulation, 2015 (as amended)

To The Board of Directors TVS Credit Services Limited,

Opinion

We have audited the accompanying statement of Standalone financial results of TVS Credit Services Limited, Chennai ("Company") for the quarter and year ended March 31, 2023, attached herewith, being submitted by the company pursuant to the requirement of Regulation 52 of the SEBI (Listing Obligations and Disclosure Requirements) Regulations, 2015, as amended ("Listing Regulations") and Paragraph 7 of Operational Circular SEBI/HO/DDHS/P/CIR/2021/613 "Continuous disclosure requirements for listed Commercial Paper" dated 10th August 2021, as amended.

In our opinion and to the best of our information and according to the explanations given to us these financial results:

- i. are presented in accordance with the requirements of Regulation 52 of the Listing Regulations in this regard; and
- ii. give a true and fair view in conformity with the recognition and measurement principles laid down in the applicable accounting standards ('IND AS') under section 133 of the Company's Act, 2013, read with Companies (Indian Accounting Standards) rules the relevant circulars, guidelines and directions issued by the Reserve Bank of India ('RBI') from time to time ('RBI Guidelines') and other accounting principles generally accepted in India of the net profit and other comprehensive income and other financial information for the year ended March 31, 2023.

Basis for Opinion

We conducted our audit in accordance with the Standards on Auditing (SAs) specified under section 143(10) of the Companies Act, 2013 (the Act). Our responsibilities under those standards are further described in the Auditor's responsibilities for the Audit of the Standalone Financial Results section of our report. We are independent of the Company in accordance with the Code of Ethics issued by the Institute of Chartered Accountants of India together with the ethical requirements that are relevant to our audit of the financial results under the provisions of the Companies Act, 2013 and the Rules thereunder, and we have fulfilled our other ethical responsibilities in accordance with these requirements and the Code of Ethics. We believe that the audit evidence we have obtained is sufficient and appropriate to provide a basis for our opinion.

Management's Responsibilities for the Financial Results

These financial results have been prepared on the basis of the annual financial statements. The Company's Board of Directors are responsible for the preparation of these financial results that give a true and fair view of the net profit and other comprehensive income and other financial information in accordance with the recognition and measurement principles laid down in Indian Accounting Standards prescribed under Section 133 of the Act read with relevant rules issued



thereunder and other accounting principles generally accepted in India and in compliance with Regulation 52 of the Listing Regulations. This responsibility also includes maintenance of adequate accounting records in accordance with the provisions of the Act for safeguarding of the assets of the Company and for preventing and detecting frauds and other irregularities; selection and application of appropriate accounting policies; making judgments and estimates that are reasonable and prudent; and design, implementation and maintenance of adequate internal financial controls that were operating effectively for ensuring the accuracy and completeness of the accounting records, relevant to the preparation and presentation of the standalone financial results that give a true and fair view and are free from material misstatement, whether due to fraud or error.

In preparing the financial results, the Board of Directors are responsible for assessing the company's ability to continue as a going concern, disclosing, as applicable, matters related to going concern and using the going concern basis of accounting unless the Board of Directors either intends to liquidate the company or to cease operations, or has no realistic alternative but to do so. The Board of Directors are also responsible for overseeing the company's financial reporting process.

Auditor's Responsibilities for the Audit of the Financial Results

Our objectives are to obtain reasonable assurance about whether the annual financial results as a whole are free from material misstatement, whether due to fraud or error, and to issue an auditor's report that includes our opinion. Reasonable assurance is a high level of assurance but is not a guarantee that an audit conducted in accordance with SAs will always detect a material misstatement when it exists. Misstatements can arise from fraud or error and are considered material if, individually or in aggregate, they could reasonably be expected to influence the economic decisions of users taken on the basis of these annual standalone financial results.

As part of an audit in accordance with SAs, we exercise professional judgment and maintain professional skepticism throughout the audit. We also:

- Identify and assess the risks of material misstatement of the standalone financial results, whether due to fraud or error, design and perform audit procedures responsive to those risks, and obtain audit evidence that is sufficient and appropriate to provide a basis for our opinion. The risk of not detecting a material misstatement resulting from fraud is higher than for one resulting from error, as fraud may involve collusion, forgery, intentional omissions, misrepresentations, or the override of internal control.
- Obtain an understanding of internal control relevant to the audit in order to design audit procedures that are appropriate in the circumstances, but not for the purpose of expressing an opinion on the effectiveness of the company's internal control.
- Evaluate the appropriateness of accounting policies used and the reasonableness of accounting estimates and related disclosures made by the Board of Directors.



- Conclude on the appropriateness of the Board of Directors' use of the going concern basis of accounting and, based on the audit evidence obtained, whether a material uncertainty exists related to events or conditions that may cast significant doubt on the company's ability to continue as a going concern. If we conclude that a material uncertainty exists, we are required to draw attention in our auditor's report to the related disclosures are inadequate, to modify our opinion. Our conclusions are based on the audit evidence obtained up to the date of our audit report. However, future events or conditions may cause the company to cease to continue as a going concern.
- Evaluate the overall presentation, structure, and content of the annual standalone financial results, including the disclosures, and whether the financial results represent the underlying transactions and events in a manner that achieves fair presentation.

We communicate with those charged with governance regarding, among other matters, the planned scope and timing of the audit and significant audit findings, including any significant deficiencies in internal control that we identify during our audit.


We also provide those charged with governance with a statement that we have complied with relevant ethical requirements regarding independence, and to communicate with them all relationships and other matters that may reasonably be thought to bear on our independence, and where applicable, related safeguards.

Other Matter

The Financial results includes the results for the quarter ended March 31, 2023, being the balancing figures between the audited figures in respect of the full financial year ended March 31, 2023, and the published unaudited year-to-date figures up to the third quarter of the current financial year, which were subjected to a limited review by us, as required under the Listing Regulations.

Our opinion is not modified in respect of these matters.

for Sundaram & Srinivasan
Chartered Accountants
Firm Regn. No. 0042075



S. Usha
Partner
Membership No. 211785
Date: 03rd May 2023
Place: Chennai
UDIN: 23211785BGWCV6164



for CNGSN & Associates LLP
Chartered Accountants
Firm Regn. No. 0049155



C.N. Gangadaran
Partner
Membership No. 011205
Date: 03rd May 2023
Place: Chennai
UDIN: 23011205BGPWTW3732



TVS CREDIT SERVICES LIMITED

Regd office: "Chaitanya", No.12, Khader Nawaz Khan Road, Chennai 600 006

Tel : 044-2833 2115 Fax : 044 - 2833 2113

Website : www.tvscredit.com Email : secretarial@tvscredit.com CIN : U65920TN2008PLC069758

STATEMENT OF AUDITED STANDALONE FINANCIAL RESULTS FOR THE QUARTER AND YEAR ENDED MARCH 31, 2023

(Rs. In crores)

| S.No | Particulars | Quarter Ended | | | Year ended | |
|-------|---|-----------------|-------------------|----------------|-----------------|-----------------|
| | | March 31, 2023 | December 31, 2022 | March 31, 2022 | March 31, 2023 | March 31, 2022 |
| | | (Audited) | (Unaudited) | (Audited) | (Audited) | (Audited) |
| | Revenue from Operations | | | | | |
| i) | Interest Income | 1,129.22 | 978.63 | 669.11 | 3,754.78 | 2,445.93 |
| ii) | Fee and Commission Income | 105.38 | 115.10 | 98.47 | 400.84 | 300.52 |
| i) | Total Revenue from Operations | 1,234.60 | 1,093.73 | 767.58 | 4,155.62 | 2,746.45 |
| ii) | Other Income | 1.39 | 0.35 | 3.70 | 4.70 | 8.94 |
| iii) | Total Income (I + II) | 1,235.99 | 1,094.08 | 771.28 | 4,160.32 | 2,755.39 |
| | Expenses | | | | | |
| i) | Finance Costs | 349.55 | 329.19 | 204.07 | 1,168.28 | 742.93 |
| ii) | Fees and commission expenses | 69.04 | 77.67 | 91.98 | 281.02 | 247.72 |
| iii) | Impairment on Financial Instruments | 235.42 | 159.00 | 111.87 | 629.14 | 554.15 |
| iv) | Employee Benefit expenses | 285.58 | 247.26 | 185.27 | 1,039.51 | 711.78 |
| v) | Depreciation, Amortization and Impairment | 6.12 | 5.99 | 5.97 | 21.43 | 19.12 |
| vi) | Other expenses | 149.91 | 144.02 | 97.95 | 509.66 | 323.48 |
| iv) | Total Expenses | 1,095.62 | 963.13 | 697.11 | 3,649.04 | 2,599.18 |
| v) | Profit/(Loss) before exceptional items and tax | 140.37 | 130.95 | 74.17 | 511.28 | 156.21 |
| vi) | Exceptional items | - | - | - | - | 5.00 |
| vii) | Profit/(Loss) before tax | 140.37 | 130.95 | 74.17 | 511.28 | 151.21 |
| viii) | Tax Expenses | | | | | |
| | Current Tax | 72.25 | 48.41 | 26.44 | 197.78 | 64.84 |
| | Deferred Tax (credit)/charge | (43.01) | (15.43) | (15.35) | (75.17) | (34.36) |
| ix) | Profit/(Loss) for the period | 111.13 | 97.97 | 63.08 | 388.67 | 120.73 |
| x) | Other Comprehensive Income | | | | | |
| a. | <i>Items that will not be reclassified to Profit or Loss - Itemwise</i> | | | | | |
| | Remeasurement of the defined benefit plans | (3.20) | (0.71) | 1.70 | (0.96) | (1.67) |
| | Income Tax relating to these items | 0.81 | 0.18 | (0.43) | 0.24 | 0.42 |
| b. | <i>Items that will be reclassified to Profit or Loss - Itemwise</i> | | | | | |
| | Fair value change on cash flow hedge | (2.32) | (9.01) | 34.59 | 8.71 | 40.71 |
| | Income Tax relating to these items | 0.58 | 2.27 | (8.71) | (2.19) | (10.25) |
| | Other Comprehensive Income (A+B) | (4.13) | (7.27) | 27.15 | 5.80 | 29.21 |
| xi) | Total Comprehensive Income for the period (Comprising Profit/(Loss) and other comprehensive income for the period) | 107.00 | 90.70 | 90.23 | 394.47 | 149.94 |
| xii) | Paid-up equity share capital (Face value of Rs. 10/- each) | 228.22 | 217.41 | 201.20 | 228.22 | 201.20 |
| xiii) | Other Equity | | | | 2,529.89 | 1,662.44 |
| xiv) | Earnings Per share * | | | | | |
| | Basic (Rs.) | 5.09 | 4.67 | 3.18 | 18.72 | 6.17 |
| | Diluted (Rs.) | 5.09 | 4.67 | 3.18 | 18.72 | 6.17 |

* Earnings per share for the interim period is not annualized.

For TVS Credit Services Limited

Place: Chennai
Date : May 03, 2023

Chairman



TVS CREDIT SERVICES LIMITED

Regd office: "Chaitanya", No.12, Khader Nawaz Khan Road, Chennai 600 006

Tel : 044-2833 2115 Fax : 044 - 2833 2113

Website : www.tvscredit.com Email : secretarial@tvscredit.com CIN : U65920TN2008PLC069758

STANDALONE BALANCE SHEET AS AT MARCH 31, 2023

(Rs. In crores)

| Particulars | As at March 31, 2023 (Audited) | As at March 31, 2022 (Audited) |
|--|--------------------------------------|--------------------------------------|
| ASSETS | | |
| 1 Financial Assets | | |
| (a) Cash and Cash Equivalents | 1,525.17 | 956.23 |
| (b) Bank balances other than (a) above | 5.72 | 6.00 |
| (c) Derivative Financial Instruments | 170.86 | 64.06 |
| (d) Receivables | | |
| i) Trade Receivables | 64.36 | 37.90 |
| (e) Loans | 20,545.09 | 14,014.31 |
| (f) Investments | 12.01 | 12.01 |
| (g) Other Financial Assets | 22.84 | 58.46 |
| Total | 22,346.05 | 15,148.97 |
| 2 Non-Financial Assets | | |
| (a) Current Tax Assets (Net) | - | 7.10 |
| (b) Deferred Tax Assets (Net) | 213.45 | 140.23 |
| (c) Investment Property | 85.16 | 85.16 |
| (d) Property, Plant and Equipment | 29.24 | 20.22 |
| (e) Right-to-use asset | 28.73 | 18.12 |
| (f) Other Intangible Assets | 1.95 | 1.36 |
| (g) Other Non-Financial Assets | 45.33 | 39.81 |
| Total | 403.86 | 312.00 |
| Total Assets | 22,749.91 | 15,460.97 |
| LIABILITIES AND EQUITY | | |
| LIABILITIES | | |
| 1 Financial Liabilities | | |
| (a) Payables | | |
| I. Trade Payables | | |
| i) Total outstanding dues of micro enterprises and small enterprises | 19.13 | 3.55 |
| ii) Total outstanding dues of creditors other than micro enterprises and small enterprises | 616.56 | 331.07 |
| (b) Debt Securities | 2,607.04 | 2,213.68 |
| (c) Borrowings other than debt securities | 14,518.93 | 9,457.10 |
| (d) Subordinated Liabilities | 1,744.80 | 1,293.34 |
| (e) Other Financial Liabilities | 391.68 | 230.71 |
| Total | 19,898.14 | 13,529.45 |
| 2 Non-Financial Liabilities | | |
| (a) Current tax liabilities (Net) | 9.60 | - |
| (b) Provisions | 52.67 | 38.34 |
| (c) Other Non-Financial Liabilities | 31.39 | 29.54 |
| Total | 93.66 | 67.88 |
| 3 EQUITY | | |
| (a) Equity Share capital | 228.22 | 201.20 |
| (b) Other Equity | 2,529.89 | 1,662.44 |
| Total | 2,758.11 | 1,863.64 |
| Total Liabilities and Equity | 22,749.91 | 15,460.97 |

For TVS Credit Services Limited

Place: Chennai
Date : May 03, 2023



Chairman

TVS CREDIT SERVICES LIMITED

Regd office: "Chaltanya", No.12, Khader Nawaz Khan Road, Chennai 600 006

Tel : 044-2833 2115 Fax : 044 - 2833 2113

Website : www.tvscredit.com Email : secretarial@tvscredit.com CIN : U65920TN2008PLC069758

STANDALONE STATEMENT OF CASH FLOWS FOR THE YEAR ENDED MARCH 31, 2023

(Rs. In crores)

| Particulars | Year ended March 31, 2023 | Year ended March 31, 2022 |
|---|------------------------------|------------------------------|
| | (Audited) | (Audited) |
| Cash Flow From Operating Activity | | |
| Profit Before Income Tax | 511.28 | 151.21 |
| Adjustment For:- | | |
| Depreciation and amortisation expense | 21.43 | 19.12 |
| Impairment of Financial Assets | 321.47 | 106.83 |
| Profit/(Loss) on disposal of PPE | (0.71) | (0.02) |
| Finance Charges | 1,168.28 | 742.93 |
| Unwinding of discount on security deposits | (3.92) | (6.80) |
| Remeasurement of defined benefit plans | (0.96) | (1.67) |
| Cash generated from operations before working capital changes | 1,505.59 | 860.39 |
| Change in operating assets and liabilities | | |
| (Increase)/Decrease in Trade Receivables | (26.49) | (13.43) |
| (Increase)/Decrease in Loans | (6,852.23) | (2,958.35) |
| (Increase)/Decrease in other financial assets | 39.53 | 37.58 |
| (Increase)/Decrease in Other Non Financial Assets | (5.52) | (12.84) |
| Increase/(Decrease) in Trade Payables | 301.07 | 105.28 |
| Increase/(Decrease) in Other financial liabilities | 64.73 | 30.39 |
| Increase/(Decrease) in Other Non financial liabilities | 16.19 | 10.50 |
| Financing Charges paid | (1,081.67) | (728.56) |
| Cash utilised in operating activities | (5,527.52) | (2,517.83) |
| Income taxes paid | (181.08) | (54.68) |
| Net cash utilised in operating activities | (5,708.60) | (2,572.51) |
| Cash flows from investing activities | | |
| Payments for property, plant and equipment and Investment Property | (25.11) | (13.10) |
| Proceeds from sale of property, plant and equipment and Investment Property | 1.47 | 0.05 |
| (Increase)/Decrease in Deposits with Bank | 0.28 | (5.13) |
| Net cash generated/(utilised) from investing activities | (23.36) | (18.18) |
| Cash flows from financing activities | | |
| Proceeds from issue of Shares | 500.00 | 150.00 |
| Proceeds from Issue/(Repayment) of Debt Securities | 393.36 | 1,042.83 |
| Proceeds/(Repayment) of Borrowings | 4,972.77 | 1,507.21 |
| Proceeds/(Repayment) of Subordinated Liabilities | 451.46 | 350.55 |
| Payments for Principal Portion of Lease Liabilities | (8.23) | (8.55) |
| Net cash inflow from financing activities | 6,309.36 | 3,042.04 |
| Net Increase Or (Decrease) in Cash & Cash equivalents | 577.40 | 451.35 |
| Cash and cash equivalents at the beginning of the financial year | 947.61 | 496.26 |
| Cash and cash equivalents at end of the year | 1,525.01 | 947.61 |

For TVS Credit Services Limited

Place: Chennai

Date : May 03, 2023

Chairman



Notes:

- 1 The above financial results of the Company have been prepared in accordance with Indian Accounting Standards ('Ind AS') notified under the Companies (Indian Accounting Standards) Rules, 2015 as amended by the Companies (Indian Accounting Standards) Rules, 2016, prescribed under section 133 of the Companies Act 2013 ('the Act') read with relevant rules issued thereunder and the other accounting principles generally accepted in India. Besides, the Company follows application guidance, clarifications, circulars and directions issued by the Reserve Bank of India (RBI) for Non-Banking Financial Companies (NBFC) or other regulators, as and when they are issued and applicable.
- 2 The above financial results have been reviewed by the Audit Committee and subsequently approved by the Board of Directors of the Company at their meetings held on May 03, 2023 and subjected to audit carried out by joint statutory auditors, pursuant to Regulation 52 of the Securities Exchange Board of India ("SEBI") (Listing Obligations and Disclosure Requirements) Regulations, 2015, as amended and Paragraph 7 of Operational Circular SEBI/HO/DDHS/P/CIR/2021/613 "Continuous disclosure requirements for listed Commercial Paper" dated 10th August 2021, as amended.
- 3 There is no separate reportable segment as per Ind AS 108 on 'Operating Segments' for the Company since the Company primarily engaged in the business of financing.
- 4 During the quarter ended March 31, 2023 the Company allotted 10,810,810 equity shares to M/s. TVS Motor Company Limited by way of preferential issue.
- 5 In terms of the requirement as per RBI notification no. RBI/2019-20/170 DOR (NBFC). CC.PD.No.109/22.10.106/2019-20 dated 13th March 2020 on Implementation of Indian Accounting Standards, Non- Banking Financial Companies (NBFCs) are required to create an Impairment reserve for any shortfall in impairment allowances under Ind AS 109 and Income Recognition, Asset Classification and Provisioning (IRACP) norms (including provision on standard assets). The impairment allowances under Ind AS 109 made by the Company exceeds the total provision required under IRACP (including standard asset provisioning), as at March 31, 2023 and accordingly, no amount is required to be transferred to impairment reserve.
- 6 The Reserve Bank of India (RBI) vide its circular no. RBI/2021-2022/125 DOR.STR.REC.68/21.04.048/2021-22, dated November 12, 2021 on "Prudential norms on Income Recognition, Asset Classification and Provisioning (IRACP) pertaining to Advances - Clarifications", had clarified / harmonized certain aspects of extant regulatory guidelines with a view to ensuring uniformity in the implementation of IRACP norms across all lending institutions. The Company has implemented the provisions of this circular under IRACP norms for regulatory purpose w.e.f. October 01, 2022, as clarified vide RBI circular no. RBI/2021-2022/158 DOR.STR.REC.85/21.04.048/2021-22 dated February 15, 2022. The aforementioned circulars have no impact on the financial results for the quarter ended March 31, 2023, as the Company continues to prepare financial statements in accordance with Indian Accounting Standards ('Ind AS') notified under the Companies (Indian Accounting Standards) Rules, 2015 as amended and the RBI circular dated March 13, 2020 on "Implementation of Indian Accounting Standards.
- 7 Effective 01 October 2022, the Company has been categorised as NBFC-ML under the RBI Scale Based Regulation dated 22 October 2021. Accordingly, the Company has taken steps wherever applicable to ensure compliance with the said Regulation.
- 8 During the year, to relieve COVID-19 pandemic related stress, the Company has invoked resolution plans for eligible borrowers based on the parameters laid down in accordance with the resolution policy approved by the Board of Directors of the Company and in accordance with the applicable guidelines issued by the RBI.

(i) Details of resolution plan implemented under the Resolution Framework for COVID-19-related Stress as per RBI circular dated August 6, 2020 and RBI/21 021-22/31/DOR.STR.REC.11/21.04.048/2021-22 dated 5 May 2021 are given below:

| Type of borrower | (A) | (B) | (C) | (D) | (E) |
|-----------------------------|--|---|---|---|---|
| | Exposure to accounts classified as standard consequent to implementation of resolution plan - position as at the end of previous half-year | Of (A), aggregate debt that slipped into NPA during the half-year | Of (A), amount written off during the half-year | Of (A), amount paid by borrowers during the half-year | Exposure to accounts classified as standard consequent to implementation of resolution plan - position as at the end of this half-year* |
| Personal loans | 88.07 | 8.29 | 1.13 | 30.86 | 47.79 |
| Corporate persons of which, | 4.72 | - | - | 2.06 | 2.66 |
| MSMEs | 4.72 | - | - | 2.06 | 2.66 |
| Others | - | - | - | - | - |
| Total | 92.79 | 8.29 | 1.13 | 32.92 | 50.45 |

- 7 Pursuant to SEBI Circular no. SEBI/HO/DDHS/DDHS/CIR/P/2019/115 dated 22 October 2019, all Commercial Paper issuance on or after 01 January, 2020 have been listed on the National Stock Exchange (NSE).
- 8 As on March 31, 2023 the security cover available in respect of secured non convertible debt securities is 1.10. The security cover certificate as per regulation 54(3) of the securities and Exchange Board of India (Listing obligations and Disclosure Requirements) Regulations 2015 is attached as Annexure 1
- 9 Disclosure pursuant to RBI Master Directions-Reserve Bank of India (Transfer of Loan Exposure) Directions 2021 RBI/DOR/2021-22/86 DOR.STR.REC.51/21.04.048/2021-22 dated September 24, 2021:
The Company has neither transferred nor acquired any stressed loans or loans in default during the quarter and year ended March 31, 2023.
- 10 The figures for the quarter ended March 31, 2023 and March 31, 2022 are the balancing figures between audited figures in respect of the full financial year and the published year to date figures upto the end of third quarter of the respective financial year, which were subject to Limited Review.
- 11 Figures of previous periods have been regrouped, wherever necessary, to make them comparable with the current period.



12 Analytical Ratios and Other disclosures (Standalone):

| Sl. No. | Description | Quarter Ended | | | Year ended | |
|---------|---|----------------|-------------------|----------------|----------------|----------------|
| | | March 31, 2023 | December 31, 2022 | March 31, 2022 | March 31, 2023 | March 31, 2022 |
| a | Net Worth (Rs. In Crores) | 2,758.11 | 2,451.11 | 1,863.64 | 2,758.11 | 1,863.64 |
| b | Net Profit After Tax (Rs. In Crores) | 111.13 | 97.97 | 63.08 | 388.67 | 120.73 |
| c | Earnings Per Share* | 5.09 | 4.67 | 3.18 | 18.72 | 6.17 |
| d | Debt Equity Ratio | 6.84 | 7.66 | 6.96 | 6.84 | 6.96 |
| e | Total Debt to Total Assets | 82.95% | 84.38% | 83.85% | 82.95% | 83.85% |
| f | Debt service coverage ratio | NA | NA | NA | NA | NA |
| g | Interest service coverage ratio | NA | NA | NA | NA | NA |
| h | Outstanding redeemable preference shares: | | | | | |
| | i. Quantity | Nil | Nil | Nil | Nil | Nil |
| | ii. Value | Nil | Nil | Nil | Nil | Nil |
| i | Capital redemption reserve/debenture | NA | NA | NA | NA | NA |
| j | Long term debt to working capital | NA | NA | NA | NA | NA |
| k | Bad debt to account receivable ratio | NA | NA | NA | NA | NA |
| l | Current ratio | NA | NA | NA | NA | NA |
| m | Current liability ratio | NA | NA | NA | NA | NA |
| n | Debtors turnover | NA | NA | NA | NA | NA |
| o | Inventory turnover | NA | NA | NA | NA | NA |
| p | Operating margin | NA | NA | NA | NA | NA |
| q | Net profit margin | 8.99% | 8.95% | 8.18% | 9.34% | 4.38% |
| r | Sector specific equivalent ratio, as applicable: | | | | | |
| | i. Gross NPA (Stage 3 assets, gross) ratio | 2.70% | 2.78% | 3.67% | 2.70% | 3.67% |
| | ii. Net NPA (Stage 3 assets, net) ratio | 1.28% | 1.32% | 1.85% | 1.28% | 1.85% |
| s | Capital Adequacy Ratio (Calculated as per RBI guidelines) | 18.75% | 17.27% | 18.64% | 18.75% | 18.64% |
| t | Liquidity Coverage Ratio (Calculated as per RBI guidelines) | 184% | 151% | 133% | 184% | 133% |

* Earnings Per Share is not annualized.

Notes:

- Certain ratios/line items marked with remark "N/A" are not applicable since the Company is a Non-banking financial Company registered with the Reserve Bank of India
- Debt equity ratio = [Debt Securities + Borrowings (Other than Debt Securities) + Subordinated Liabilities] / [Equity Share capital + Other equity]
- Net worth = [Equity share capital + Other equity]
- Total debts to total assets = [Debt Securities + Borrowings (Other than Debt Securities) + Subordinated Liabilities] / Total assets
- Net profit margin (%) = Profit after tax / Total income



Annexure 1 : Security Cover Certificate As Per Regulation 54(3) of the Securities and Exchange Board Of India (Listing Obligations and Disclosure Requirements) Regulation, 2015 as on March 31, 2023

| Column A | Column B | Column C | Column D | Column E | Column F | Column G | Column H | Column I | Column J | Column K | Column L | Column M | Column N | Column O |
|--|--|--|--------------------|--|--|---|---|--|--|---|--|------------------------|----------|----------|
| Particulars | Description of asset for which this certificate relate | Exclusive Charge | Exclusive Charge | Part- Passu Charge | Part- Passu Charge | Part- Passu Charge | Assets not offered as Security | Elimination (amount in negative) | (Total C to I) | Related to only those Items covered by this certificate | | | | |
| | | Debt for which this certificate being issued | Other Secured Debt | Debt for which this certificate being issued | Assets shared by pari passu debt holder (includes debt for which this certificate is issued & other debt with pari-passu charge) | Other assets on which there is pari- Passu charge (excluding Items covered in column F) | Debt amount considered more than once (due to exclusive plus pari passu charge) | Market Value for Assets charged on Exclusive basis | Carrying /book value for exclusive charge assets where market value is not ascertainable or applicable (for Eg. Bank Balance, DSRA market value is not applicable) | Market value for pari passu charge assets | Carrying value/book value for pari passu charge assets where market value is not ascertainable or applicable | Total Value*(K+L+M+ N) | | |
| | | Book Value | Book Value | Yes/No | Book Value | Book Value | | | | | | | | |
| ASSETS | | | | | | | | | | | | | | |
| Property, Plant and Equipment | | | | | | | | | | | | | | |
| Capital Work-in Progress | | | | | | | | | | | | | | |
| Right of Use Assets | | | | | | | | | | | | | | |
| Goodwill | | | | | | | | | | | | | | |
| Intangible Assets | | | | | | | | | | | | | | |
| Intangible Assets under Development | | | | | | | | | | | | | | |
| Investments | | | | | | | | | | | | | | |
| Loans | | | | | | | | | | | | | | |
| Inventories | | | | | | | | | | | | | | |
| Trade Receivables | | | | | | | | | | | | | | |
| Cash and Cash Equivalents | | | | | | | | | | | | | | |
| Bank Balances other than Cash and Cash Equivalents | | | | | | | | | | | | | | |
| Others | | | | | | | | | | | | | | |
| Total | | | | | | | | | | | | | | |
| LIABILITIES | | | | | | | | | | | | | | |
| Debt securities to which this certificate pertains | | | | | | | | | | | | | | |
| Other debt sharing pari-passu charge with above debt | | | | | | | | | | | | | | |
| Other Debt (ECB+Sec) | | | | | | | | | | | | | | |
| Subordinated debt | | | | | | | | | | | | | | |
| Borrowings | | | | | | | | | | | | | | |
| Bank (TL) | | | | | | | | | | | | | | |
| Debt Securities (PD) | | | | | | | | | | | | | | |
| Others (CP) | | | | | | | | | | | | | | |
| Trade payables | | | | | | | | | | | | | | |
| Lease Liabilities | | | | | | | | | | | | | | |
| Provisions (Ind NPA) | | | | | | | | | | | | | | |
| Others -Liabilities | | | | | | | | | | | | | | |
| Total | | | | | | | | | | | | | | |
| Cover on Book Value | | | | | | | | | | | | | | |
| Cover on Market Values | | | | | | | | | | | | | | |
| | | Exclusive Security Cover Ratio | | | Part-Passu Security Cover Ratio | | | | | | | | | |



M/s. Sundaram & Srinivasan
Chartered Accountants
No. 23 CP Ramasamy Road, Alwarpet
Chennai - 600018

CNGSN & Associates LLP
Chartered Accountants
AGASTYAR MANOR,
NO.20, RAJA STREET, T.NAGAR, CHENNAI - 600 017

Independent Auditor's Report on Consolidated Annual Financial Results of TVS Credit Services Limited pursuant to the regulation 52 of the Securities and Exchange Board of India (Listing Obligation and Disclosure Requirements) Regulation, 2015 (as amended)

The Board of Directors TVS Credit Services Limited,

Opinion

1. We have audited the accompanying statement of consolidated financial results of TVS Credit Services Limited ("the Parent" or "Holding Company") and its subsidiaries (the Parent/ Holding Company and its subsidiaries together referred to as "the Group"), for the quarter ended 31st March 2023 and the year to date results for the period from 1st April 2022 to 31st March 2023 ("the statement"), being submitted by the Company pursuant to the requirements of Paragraph 7 of Operational Circular SEBI/HO/DDHS/P/CIR/2021/613 "Continuous disclosure requirements for listed Commercial Paper" dated 10th August 2021 , as amended.
2. In our opinion and to the best of our information and according to the explanations given to us, and based on the consideration of the financial information provided to us by the management of the company, the statement:

2.1 Includes the results of the following entities:

| Name of the Company | Relationship |
|---|--------------|
| Harita Two Wheeler Mail Private Limited | Subsidiary |
| Harita ARC Private Limited | Subsidiary |
| TVS Housing Finance Private Limited | Subsidiary |

2.2 is presented in accordance with the requirements of Listing Regulations; and

2.3 give a true and fair view in conformity with the recognition and measurement principles laid down in the applicable accounting standards ('IND AS') under section 133 of the Company's Act, 2013, read with Companies (Indian Accounting Standards) rules the relevant circulars, guidelines and directions issued by the Reserve Bank of India ('RBI') from time to time ('RBI Guidelines') and other accounting principles generally accepted in India of the net profit and other comprehensive income and other financial information for the year ended March 31, 2023.

Basis for Opinion

3. We conducted our audit in accordance with the Standards on Auditing ("SAs") and under section 143(10) of the Companies Act, 2013 ("the Act"). Our responsibilities under those SAs are further described in the Auditor's Responsibilities for the Audit of the Consolidated Financial Results section of our report. We are independent of the Group, in accordance with the Code of Ethics issued by the Institute of Chartered Accountants of India together with the ethical requirements that are relevant to our audit of the financial statements under the provisions of the Act, and the rules thereunder, and we have fulfilled our other ethical responsibilities in accordance with these requirements and the Code of Ethics. We believe that the audit evidence obtained by us and other auditors in terms of their reports referred to in "Other Matter" paragraph below, is sufficient and appropriate to provide a basis for our opinion.



Management's and Board of Director's Responsibilities for the Consolidated Financial Results

4. The Statement has been prepared on the basis of the consolidated annual financial statements. The Holding Company's Board of Directors are responsible for the preparation and presentation of these consolidated financial results that give a true and fair view of the net profit and other comprehensive income and other financial information of the Group in accordance with the recognition and measurement principles laid down under Section 133 of the Act read with relevant rules issued thereunder and other accounting principles generally accepted in India and in compliance with the Listing Regulations. The respective Board of Directors of the companies included in the Group are responsible for maintenance of adequate accounting records in accordance with the provisions of the Act for safeguarding of the assets of the Group and for preventing and detecting frauds and other irregularities; selection and application of appropriate accounting policies; making judgments and estimates that are reasonable and prudent; and the design, implementation and maintenance of adequate internal financial controls, that were operating effectively for ensuring accuracy and completeness of the accounting records, relevant to the preparation and presentation of the consolidated financial results that give a true and fair view and are free from material misstatement, whether due to fraud or error, which have been used for the purpose of preparation of the consolidated financial results by the Directors of the Holding Company, as aforesaid.
5. In preparing the consolidated financial results, the respective Board of Directors of the companies included in the Group are responsible for assessing the ability of the Group to continue as a going concern, disclosing, as applicable, matters related to going concern and using the going concern basis of accounting unless the respective Board of Directors either intends to liquidate the Group or to cease operations, or has no realistic alternative but to do so.
6. The Board of Directors of the Parent are responsible for overseeing the financial reporting process of the Group

Auditor's Responsibilities for the Audit of the consolidated Financial Results

7. Our objectives are to obtain reasonable assurance about whether the Statement as a whole is free from material misstatement, whether due to fraud or error, and to issue an auditor's report that includes our opinion. Reasonable assurance is a high level of assurance but is not a guarantee that an audit conducted in accordance with SAs will always detect a material misstatement when it exists. Misstatements can arise from fraud or error and are considered material if, individually or in the aggregate, they could reasonably be expected to influence the economic decisions of users taken on the basis of the Statement.
8. As part of an audit in accordance with SAs, we exercise professional judgment and maintain professional skepticism throughout the audit. We also:

8.1. identify and assess the risks of material misstatement of the Statement, whether due to fraud or error, design and perform audit procedures responsive to those risks, and obtain audit evidence that is sufficient and appropriate to provide a basis for our opinion. The risk of not detecting a material misstatement resulting from fraud is higher than for one resulting from error, as fraud may involve collusion, forgery, intentional omissions; misrepresentations, or the override of internal control.

8.2. Obtain an understanding of internal control relevant to the audit in order to design audit procedures that are appropriate in the circumstances under Section 143(3)(b) of the Act, We



[Handwritten signature]



are also responsible for expressing our opinion through a separate report on the complete set of consolidated financial statements on whether the Group has adequate internal financial controls with reference to consolidated financial statements in place and the operating effectiveness of such controls.

8.3. Evaluate the appropriateness of accounting policies used and the reasonableness of accounting estimates and related disclosures made by the Board of Directors of the Parent.

8.4. Conclude on the appropriateness of the said Board of Directors' use of the going concern basis of accounting and, based on the audit evidence obtained, whether a material uncertainty exists related to events or conditions that may cast significant doubt on the ability of the to continue as a going concern, If we conclude that a material uncertainty, we are required to draw attention in our auditor's report to the related disclosures in this statement or, if such disclosures are inadequate, to modify our opinion. Our conclusions are based on the audit evidence obtained up to the date of our auditor's report. However, future events or conditions may cause the Group to cease to continue as a going concern.

8.5. Evaluate the overall presentation, structure and content of the Statement, including the disclosures, and whether the Statement represents the underlying transactions and events in a manner that achieves fair presentation.

8.6. Obtain sufficient appropriate audit evidence regarding the structurally controlled entities within the Group to express an opinion on the Statement. We are responsible for the direction, supervision, and performance of the audit of financial information of such entities included in the Statement of which we are the independent auditors. For the other entities included in the Statement, which have been audited by other auditors, such other auditors remain responsible for the direction, supervision and performance of the audits carried out by them. We remain solely responsible for our audit opinion.


8.7. We communicate with those charged with governance of the Parent Company and such other entities included in the Statement of which we are the independent auditors regarding, among other matters, the planned scope and timing of the audit and significant audit findings, including any significant deficiencies in internal control that we identify during our audit

8.8. We also provide those charged with governance with a statement that we have complied with relevant ethical requirements regarding independence, and to communicate with them all relationships and other matters that may reasonably be thought to bear on our independence, and where applicable, related safeguards.

8.9. We also performed procedures in accordance with the circular issued by the SEBI under Regulation 52 of the Listing Regulations, as amended, to the extent applicable.

Other Matters

We did not audit the financial statements / financial information of three subsidiaries, whose financial statements / financial information reflect total assets of Rs.14.77 crores as of 31st March 2023 total revenues of Rs.0.73 crores and net cash inflows amounting to Rs.0.53 crores for the year ended on that date, as considered in the consolidated financial statements. These financial statements have been audited by other auditor whose report has been furnished to us by the Management and our opinion on the consolidated financial statements, in so far as it relates to the amounts and disclosures included in respect of the Subsidiaries, and our report in terms of subsection (3) of Section 143 of the



M/s. Sundaram & Srinivasan
Chartered Accountants
No. 23 CP Ramasamy Road, Alwarpet
Chennai - 600018


CNGSN & Associates LLP
Chartered Accountants
AGASTYAR MANOR,
NO.20, RAJA STREET, T.NAGAR, CHENNAI - 600 017

Act, in so far as it relates to the aforesaid subsidiaries is based solely on the report of the other auditor.

The Financial results includes the results for the quarter ended March 31, 2023, being the balancing figures between the audited figures in respect of the full financial year ended March 31, 2023, and the published unaudited year-to-date figures up to the third quarter of the current financial year, which were subjected to a limited review by us, as required under the Listing Regulations.

Our opinion is not modified in respect of these matters.

for Sundaram & Srinivasan
Chartered Accountants
Firm Regn. No. 0042075



S. Usha
Partner

Membership No. 211785

Date: 03rd May 2023

Place: Chennai

UDIN: 23211785BGWCVN9982



for CNGSN & Associates LLP
Chartered Accountants
Firm Regn. No. 0049155



C.N. Gangadaran
Partner

Membership No. 011205

Date: 03rd May 2023

Place: Chennai

UDIN: 23011205BGPCTX6859



TVS CREDIT SERVICES LIMITED

Regd office: "Chaltanya", No.12, Khader Nawaz Khan Road, Chennai 600 006

Tel : 044-2833 2115 Fax : 044 - 2833 2113

Website : www.tvscrdit.com Email : secretarial@tvscrdit.com CIN : U65920TN2008PLC069758

STATEMENT OF AUDITED CONSOLIDATED FINANCIAL RESULTS FOR THE QUARTER AND YEAR ENDED MARCH 31, 2023

(Rs. In crores)

| S.No | Particulars | Quarter Ended | | | Year ended | |
|-------|---|-----------------|-------------------|----------------|-----------------|-----------------|
| | | March 31, 2023 | December 31, 2022 | March 31, 2022 | March 31, 2023 | March 31, 2022 |
| | | (Audited) | (Unaudited) | (Audited) | (Audited) | (Audited) |
| | Revenue from Operations | | | | | |
| i) | Interest Income | 1,129.44 | 978.79 | 669.30 | 3,755.51 | 2,446.60 |
| ii) | Fee and Commission Income | 105.38 | 115.10 | 98.47 | 400.84 | 300.52 |
| I) | Total Revenue from Operations | 1,234.82 | 1,093.89 | 767.77 | 4,156.35 | 2,747.12 |
| II) | Other Income | 1.39 | 0.35 | 3.70 | 4.70 | 8.94 |
| III) | Total Income (I + II) | 1,236.21 | 1,094.24 | 771.47 | 4,161.05 | 2,756.06 |
| | Expenses | | | | | |
| i) | Finance Costs | 349.55 | 329.19 | 204.07 | 1,168.28 | 742.93 |
| ii) | Fees and commission expenses | 69.04 | 77.67 | 91.97 | 281.02 | 247.72 |
| iii) | Impairment of Financial Instruments | 235.42 | 159.00 | 111.88 | 629.14 | 554.15 |
| iv) | Employee Benefit expenses | 285.58 | 247.26 | 185.26 | 1,039.51 | 711.78 |
| v) | Depreciation, Amortization and Impairment | 6.12 | 5.99 | 5.97 | 21.43 | 19.12 |
| vi) | Other expenses | 149.89 | 143.98 | 97.97 | 509.60 | 323.51 |
| IV) | Total Expenses | 1,095.60 | 963.09 | 697.12 | 3,648.98 | 2,599.21 |
| V) | Profit/(Loss) before exceptional items and tax | 140.61 | 131.15 | 74.35 | 512.07 | 156.85 |
| VI) | Exceptional items | - | - | - | - | 5.00 |
| VII) | Profit/(Loss) before tax | 140.61 | 131.15 | 74.35 | 512.07 | 151.85 |
| VIII) | Tax Expenses | | | | | |
| | Current Tax | 72.31 | 48.45 | 26.49 | 197.96 | 65.01 |
| | Deferred Tax | (43.01) | (15.43) | (15.35) | (75.17) | (34.36) |
| IX) | Profit/(Loss) for the period | 111.31 | 98.13 | 63.21 | 389.28 | 121.20 |
| X) | Other Comprehensive Income | | | | | |
| A. | <i>Items that will not be reclassified to Profit or Loss - Itemwise</i> | | | | | |
| | Remeasurement of the defined benefit plans | (3.20) | (0.71) | 1.70 | (0.96) | (1.67) |
| | Income Tax relating to these items | 0.81 | 0.18 | (0.43) | 0.24 | 0.42 |
| B. | <i>Items that will be reclassified to Profit or Loss - Itemwise</i> | | | | | |
| | Fair value change on cash flow hedge | (2.32) | (9.01) | 34.59 | 8.71 | 40.71 |
| | Income Tax relating to these items | 0.58 | 2.27 | (8.71) | (2.19) | (10.25) |
| | Other Comprehensive Income (A+B) | (4.13) | (7.27) | 27.15 | 5.80 | 29.21 |
| XI) | Total Comprehensive Income for the period (Comprising Profit/(Loss) and other comprehensive income for the period) | 107.18 | 90.86 | 90.36 | 395.08 | 150.41 |
| | Net Profit attributable to | | | | | |
| | a) Owners of the Company | 111.31 | 98.13 | 63.21 | 389.28 | 121.20 |
| | b) Non controlling interest | - | - | - | - | - |
| | Other Comprehensive Income attributable to | | | | | |
| | a) Owners of the Company | (4.13) | (7.27) | 27.15 | 5.80 | 29.21 |
| | b) Non controlling interest | - | - | - | - | - |
| | Total Comprehensive Income attributable to | | | | | |
| | a) Owners of the Company | 107.18 | 90.86 | 90.36 | 395.08 | 150.41 |
| | b) Non controlling interest | - | - | - | - | - |
| XII) | Paid-up equity share capital (Face value of Rs. 10/- each) | 228.22 | 217.41 | 201.20 | 228.22 | 201.20 |
| XIII) | Other Equity | | | | 2,532.64 | 1,664.60 |
| XIV) | Earnings Per share * | | | | | |
| | Basic (Rs.) | 5.10 | 4.68 | 3.19 | 18.75 | 6.20 |
| | Diluted (Rs.) | 5.10 | 4.68 | 3.19 | 18.75 | 6.20 |

* Earnings per share for the Interim period is not annualized.

For TVS Credit Services Limited

Place: Chennai
Date : May 03, 2023

Chairman



TVS CREDIT SERVICES LIMITED

Regd office: "Chaitanya", No.12, Khader Nawaz Khan Road, Chennai 600 006

Tel : 044-2833 2115 Fax : 044 - 2833 2113

Website : www.tvscredit.com Email : secretarial@tvscredit.com CIN : U65920TN2008PLC069758

CONSOLIDATED BALANCE SHEET AS AT MARCH 31, 2023

(Rs. In crores)

| | As at March 31, 2023 (Audited) | As at March 31, 2022 (Audited) |
|--|--------------------------------------|--------------------------------------|
| ASSETS | | |
| 1 Financial Assets | | |
| (a) Cash and Cash Equivalents | 1,539.93 | 970.46 |
| (b) Bank balances other than (a) above | 5.72 | 6.00 |
| (c) Derivative Financial Instruments | 170.86 | 64.06 |
| (d) Receivables | | |
| i) Trade Receivables | 64.36 | 37.90 |
| (e) Loans | 20,545.09 | 14,014.31 |
| (f) Other Financial Assets | 22.82 | 58.44 |
| Total | 22,348.78 | 15,151.17 |
| 2 Non-Financial Assets | | |
| (a) Current Tax Assets (Net) | - | 7.10 |
| (b) Deferred Tax Assets (Net) | 213.45 | 140.23 |
| (c) Investment Property | 85.16 | 85.16 |
| (d) Property, Plant and Equipment | 29.25 | 20.22 |
| (e) Right-to-use asset | 28.73 | 18.12 |
| (f) Other Intangible Assets | 1.95 | 1.35 |
| (g) Other Non-Financial Assets | 45.33 | 39.81 |
| Total | 403.87 | 311.99 |
| Total Assets | 22,752.65 | 15,463.16 |
| LIABILITIES AND EQUITY | | |
| LIABILITIES | | |
| 1 Financial Liabilities | | |
| (a) Payables | | |
| i. Trade Payables | | |
| j) Total outstanding dues of micro enterprises and small enterprises | 19.13 | 3.55 |
| ii) Total outstanding dues of creditors other than micro enterprises and small enterprises | 616.56 | 331.10 |
| (b) Debt Securities | 2,607.04 | 2,213.68 |
| (c) Borrowings other than debt securities | 14,518.93 | 9,457.10 |
| (d) Subordinated Liabilities | 1,744.80 | 1,293.34 |
| (e) Other Financial Liabilities | 391.68 | 230.71 |
| Total | 19,898.14 | 13,529.48 |
| 2 Non-Financial Liabilities | | |
| (a) Current tax liabilities (Net) | 9.59 | - |
| (b) Provisions | 52.67 | 38.34 |
| (c) Other Non-Financial Liabilities | 31.39 | 29.54 |
| Total | 93.65 | 67.88 |
| 3 EQUITY | | |
| (a) Equity Share capital | 228.22 | 201.20 |
| (b) Other Equity | 2,532.64 | 1,664.60 |
| Total | 2,760.86 | 1,865.80 |
| Total Liabilities and Equity | 22,752.65 | 15,463.16 |

For TVS Credit Services Limited

Place: Chennai
Date : May 03, 2023



Chairman

TVS CREDIT SERVICES LIMITED

Regd office: "Chaitanya", No.12, Khader Nawaz Khan Road, Chennai 600 006

Tel : 044-2833 2115 Fax : 044 - 2833 2113

Website : www.tvscredit.com Email : secretarial@tvscredit.com CIN : U65920TN2008PLC069758

CONSOLIDATED STATEMENT OF CASH FLOWS FOR THE YEAR ENDED MARCH 31, 2023

(Rs. In crores)

| Particulars | Year ended March 31, 2023 | Year ended March 31, 2022 |
|---|------------------------------|------------------------------|
| | (Audited) | (Audited) |
| Cash Flow From Operating Activity | | |
| Profit Before Income Tax | 512.07 | 151.85 |
| Adjustment For:- | | |
| Depreciation and amortisation expense | 21.43 | 19.12 |
| Impairment of Financial Assets | 321.47 | 106.83 |
| Profit/(Loss) on disposal of PPE | (0.71) | (0.14) |
| Finance Charges | 1,168.28 | 742.93 |
| Unwinding of discount on security deposits | (3.92) | (6.80) |
| Remeasurement of defined benefit plans | (0.96) | (1.67) |
| Cash generated from operations before working capital changes | 1,505.59 | 860.27 |
| Change in operating assets and liabilities | | |
| (Increase)/Decrease in Trade Receivables | (26.49) | (13.43) |
| (Increase)/Decrease in Loans | (6,852.23) | (2,958.35) |
| (Increase)/Decrease in other financial assets | 39.53 | 38.28 |
| (Increase)/Decrease in Other Non Financial Assets | (5.52) | (12.83) |
| Increase/(Decrease) in Trade Payables | 301.04 | 105.26 |
| Increase/(Decrease) in Other financial liabilities | 64.73 | 29.86 |
| Increase/(Decrease) in Other Non financial liabilities | 16.15 | 10.50 |
| Financing Charges paid | (1,081.67) | (728.56) |
| Cash utilised in operating activities | (5,526.80) | (2,517.15) |
| Income taxes paid | (181.27) | (54.85) |
| Net cash utilised in operating activities | (5,708.07) | (2,572.00) |
| Cash flows from investing activities | | |
| Payments for property, plant and equipment and Investment Property | (25.11) | (13.10) |
| Proceeds from sale of property, plant and equipment and Investment Property | 1.47 | 0.05 |
| (Increase)/Decrease in Deposits with Bank | 0.28 | (5.13) |
| Net cash generated/(utilised) from investing activities | (23.36) | (18.18) |
| Cash flows from financing activities | | |
| Proceeds from issue of Shares | 500.00 | 150.00 |
| Proceeds from Issue/(Repayment) of Debt Securities | 393.36 | 1,042.83 |
| Proceeds/(Repayment) of Borrowings | 4,972.77 | 1,507.21 |
| Proceeds/(Repayment) of Subordinated Liabilities | 451.46 | 350.55 |
| Payments for Principal Portion of Lease Liabilities | (8.23) | (8.55) |
| Net cash inflow from financing activities | 6,309.36 | 3,042.04 |
| Net Increase Or (Decrease) in Cash & Cash equivalents | 577.93 | 451.86 |
| Cash and cash equivalents at the beginning of the financial year | 961.84 | 509.98 |
| Cash and cash equivalents at end of the year | 1,539.77 | 961.84 |

For TVS Credit Services Limited

Place: Chennai

Date : May 03, 2023

Chairman



Notes:

- 1 The consolidated financial results include results of the following companies:

| Sl. No. | Name of the Subsidiary | Proportion of Ownership (Interest/voting power -%) as on March 31, 2023 |
|---------|---|---|
| 1 | Harita ARC Services Private Limited | 100% |
| 2 | TVS Housing Finance Private Limited | 100% |
| 3 | Harita Two Wheeler Mall Private Limited | 100% |

- 2 The above financial results of the Group have been prepared in accordance with Indian Accounting Standards ("Ind AS") notified under the Companies (Indian Accounting Standards) Rules, 2015 as amended by the Companies (Indian Accounting Standards) Rules, 2016, prescribed under section 133 of the Companies Act 2013 ("the Act") read with relevant rules issued thereunder and the other accounting principles generally accepted in India. Besides, the Company follows application guidance, clarifications, circulars and directions issued by the Reserve Bank of India (RBI) for Non-Banking Financial Companies (NBFC) or other regulators, as and when they are issued and applicable.
- 3 The above financial results have been reviewed by the Audit Committee and subsequently approved by the Board of Directors of the Company at its meeting held on May 03, 2023 and audited by joint statutory auditors, pursuant to regulation 52 of the Securities Exchange Board of India ("SEBI") (Listing Obligations and Disclosure Requirements) Regulations, 2015, as amended and Paragraph 7 of Operational Circular SEBI/HO/DDHS/P/CIR/2021/613 "Continuous disclosure requirements for listed Commercial Paper" dated 10th August 2021, as amended.
- 4 There is no separate reportable segment as per Ind AS 108 on 'Operating Segments' for the Company since it is primarily engaged in the business of financing.
- 5 During the quarter ended March 31, 2023 the Company allotted 10,810,810 equity shares to M/s. TVS Motor Company Limited by way of preferential issue.
- 6 In terms of the requirement as per RBI notification no. RBI/2019-20/170 DOR (NBFC). CC.PD.No.109/22.10.106/2019-20 dated 13th March 2020 on Implementation of Indian Accounting Standards, Non-Banking Financial Companies (NBFCs) are required to create an impairment reserve for any shortfall in impairment allowances under Ind AS 109 and Income Recognition, Asset Classification and Provisioning (IRACP) norms (including provision on standard assets). The impairment allowances under Ind AS 109 made by the company exceeds the total provision required under IRACP (including standard asset provisioning), as at March 31, 2023 and accordingly, no amount is required to be transferred to impairment reserve.
- 7 The Reserve Bank of India (RBI) vide its circular no. RBI/2021-2022/125 DOR.STR.REC.68/21.04.048/2021-22, dated November 12, 2021 on "Prudential norms on Income Recognition, Asset Classification and Provisioning (IRACP) pertaining to Advances - Clarifications", had clarified / harmonized certain aspects of extant regulatory guidelines with a view to ensuring uniformity in the implementation of IRACP norms across all lending institutions. The Company has since taken necessary steps to implement the provisions of this circular under IRACP norms for regulatory purpose w.e.f. October 01, 2022, as clarified vide RBI circular no. RBI/2021-2022/158 DOR.STR.REC.85/21.04.048/2021-22 dated February 15, 2022. The aforementioned circulars have no impact on the financial results for the quarter ended March 31, 2023, as the Company continues to prepare financial statements in accordance with Indian Accounting Standards ("Ind AS") notified under the Companies (Indian Accounting Standards) Rules, 2015 as amended and the RBI circular dated March 13, 2020 on "Implementation of Indian Accounting Standards."
- 8 During the year, to relieve COVID-19 pandemic related stress, the Company has invoked resolution plans for eligible borrowers based on the parameters laid down in accordance with the resolution policy approved by the Board of Directors of the Company and in accordance with the applicable guidelines issued by the RBI.

(i) Details of resolution plan implemented under the Resolution Framework for COVID-19-related Stress as per RBI circular dated August 6, 2020 and RBI/2021-22/31/DOR.STR.REC.11/21.04.048/2021-22 dated 5 May 2021 are given below:

| Type of borrower | (A) | (B) | (C) | (D) | (E) |
|-----------------------------|--|---|---|---|---|
| | Exposure to accounts classified as standard consequent to implementation of resolution plan - position as at the end of previous half-year | Of (A), aggregate debt that slipped into NPA during the half-year | Of (A), amount written off during the half-year | Of (A), amount paid by borrowers during the half-year | Exposure to accounts classified as standard consequent to implementation of resolution plan - position as at the end of this half-year* |
| Personal loans | 88.07 | 8.29 | 1.13 | 30.86 | 47.79 |
| Corporate persons of which, | 4.72 | - | - | 2.06 | 2.66 |
| MSMEs | 4.72 | - | - | 2.06 | 2.66 |
| Others | - | - | - | - | - |
| Total | 92.79 | 8.29 | 1.13 | 32.92 | 50.45 |

- 8 Pursuant to SEBI Circular no. SEBI/HO/DDHS/DDHS/CIR/P/2019/115 dated 22 October 2019, all Commercial Paper Issuance on or after 01 January, 2020 have been listed on the National Stock Exchange (NSE).
- 9 The figures for the quarter ended March 31, 2023 and March 31, 2022 are the balancing figures between audited figures in respect of the full financial year and the published year to date figures upto the end of third quarter of the respective financial year, which were subject to Limited Review.
- 10 Figures of previous periods have been regrouped, wherever necessary, to make them comparable with the current period.



11 Analytical Ratios and Other disclosures (Consolidated):

| Sl. No. | Description | Quarter Ended | | | Year ended | |
|---------|--|----------------|-------------------|----------------|----------------|----------------|
| | | March 31, 2023 | December 31, 2022 | March 31, 2022 | March 31, 2023 | March 31, 2022 |
| a | Net Worth (Rs. In Crores) | 2,760.86 | 2,453.68 | 1,865.80 | 2,760.86 | 1,865.80 |
| b | Net Profit After Tax (Rs. In Crores) | 111.31 | 98.13 | 63.21 | 389.28 | 121.20 |
| c | Earnings Per Share* | 5.10 | 4.68 | 3.19 | 18.75 | 6.20 |
| d | Debt Equity Ratio | 6.84 | 7.65 | 6.95 | 6.84 | 6.95 |
| e | Total Debt to Total Assets | 82.94% | 84.37% | 83.84% | 82.94% | 83.84% |
| f | Debt service coverage ratio | NA | NA | NA | NA | NA |
| g | Interest service coverage ratio | NA | NA | NA | NA | NA |
| h | Outstanding redeemable preference shares: | | | | | |
| | i. Quantity | Nil | Nil | Nil | Nil | Nil |
| | ii. Value | Nil | Nil | Nil | Nil | Nil |
| i | Capital redemption reserve/debenture | NA | NA | NA | NA | NA |
| j | Long term debt to working capital | NA | NA | NA | NA | NA |
| k | Bad debt to account receivable ratio | NA | NA | NA | NA | NA |
| l | Current ratio | NA | NA | NA | NA | NA |
| m | Current liability ratio | NA | NA | NA | NA | NA |
| n | Debtors turnover | NA | NA | NA | NA | NA |
| o | Inventory turnover | NA | NA | NA | NA | NA |
| p | Operating margin | NA | NA | NA | NA | NA |
| q | Net profit margin | 9.00% | 8.97% | 8.19% | 9.36% | 4.40% |
| r | Sector specific equivalent ratio, as applicable: | | | | | |
| | i. Gross NPA (Stage 3 assets, gross) ratio | NA | NA | NA | NA | NA |
| | ii. Net NPA (Stage 3 assets, net) ratio | NA | NA | NA | NA | NA |
| s | Capital Adequacy Ratio (Calculated as per RBI) | NA | NA | NA | NA | NA |
| t | Liquidity Coverage Ratio (Calculated as per | NA | NA | NA | NA | NA |

* Earnings Per Share is not annualized.

Notes:

- i. Certain ratios/line items marked with remark "N/A" are not applicable since the Company is a Non-banking financial Company registered with the Reserve Bank of India.
- ii. Debt equity ratio = [Debt Securities + Borrowings (Other than Debt Securities) + Subordinated Liabilities] / [Equity Share capital + Other equity]
- iii. Net worth = [Equity share capital + Other equity]
- iv. Total debts to total assets = [Debt Securities + Borrowings (Other than Debt Securities) + Subordinated Liabilities] / Total assets
- v. Net profit margin (%) = Profit after tax / Total income



| S. No | Details of the party (listed entity /subsidiary) entering into the transaction | Details of the counterparty | | Type of related party transaction | Value of the related party transaction as approved by the audit committee | Value of transaction during the reporting period | In case monies are due to either party as a result of the transaction | | Additional disclosure of related party transactions - applicable only in case the related party transaction relates to loans, inter-corporate deposits, advances or investments made or given by the listed entity/subsidiary. These details need to be disclosed only once, during the reporting period when such transaction was undertaken. | | | | | | | |
|-------|--|-----------------------------------|---|---|---|--|---|-------------------|--|--------------------|---|---|---------|-----------|------------------|---|
| | | | | | | | Opening balance | Closing balance | In case any financial indebtedness is incurred to make or give loans, inter-corporate deposits, advances or investments | | | Details of the loans, inter-corporate deposits, advances or investments | | | | |
| | Name | Name | Relationship of the counterparty with the listed entity or its subsidiary | Nature of indebtedness (loan/ issuance of debt/ any other etc.) | Cost | Tenure | Nature (loan/ advance/ inter-corporate deposit/ investment) | Interest Rate (%) | Tenure | Secured/ unsecured | Purpose for which the funds will be utilised by the ultimate recipient of funds (end-usage) | | | | | |
| 1 | TVS Credit Services Limited | TVS Motor Services Limited | Fellow subsidiary | Unwinding of advance | - | 1.62 | 39.72 | - | - | - | - | - | - | - | - | - |
| 2 | TVS Credit Services Limited | TVS Motor Company Limited | Holding Company | Purchase of goods and services | 10.25 | 5.87 | 2.94 | - | - | - | - | - | - | - | - | - |
| | | | | Sale of goods and services | 19.00 | 10.44 | - | 1.57 | - | - | - | - | - | - | - | |
| | | | | Equity investment including share premium | 350.00 | 350.00 | - | - | - | - | - | - | - | - | - | |
| 3 | TVS Credit Services Limited | Sundaram-Clayton Limited | Holding Company | Purchase of goods and services | 6.85 | 0.88 | 0.47 | 0.02 | - | - | - | - | - | - | - | - |
| | | | | Loans and advances given that are repaid | 0.10 | 0.03 | 0.03 | - | - | - | - | - | - | - | | |
| 4 | TVS Credit Services Limited | Sundaram Auto Components Limited | Fellow subsidiary | Loans and advances given that are repaid | 0.10 | - | - | - | - | - | - | - | - | - | - | - |
| 5 | TVS Credit Services Limited | Emerald Haven Realty Limited | Associate of Holding Company | Loans and advances given that are repaid | 3.10 | - | - | - | - | - | - | - | - | - | - | - |
| 6 | TVS Credit Services Limited | Emerald Haven Development Limited | Associate of Holding Company | Loans and advances given that are repaid | 7.50 | 7.00 | - | - | - | - | Loan | 10.00% | 90 Days | Unsecured | Business Purpose | |
| 7 | TVS Credit Services Limited | Venu Srinivasan | Director | Sitting fees | As approved by Board | 0.001 | - | - | - | - | - | - | - | - | - | - |
| 8 | TVS Credit Services Limited | Sudarshan Venu | Director | Sitting fees | As approved by Board | 0.004 | - | - | - | - | - | - | - | - | - | - |
| 9 | TVS Credit Services Limited | K N Radhakrishnan | Director | Sitting fees | As approved by Board | 0.007 | - | - | - | - | - | - | - | - | - | - |
| 10 | TVS Credit Services Limited | R Gopalan | Independent Director | Sitting fees | As approved by Board | 0.008 | - | - | - | - | - | - | - | - | - | - |
| 11 | TVS Credit Services Limited | Kalpana Unadkat | Independent Director | Sitting fees | As approved by Board | 0.007 | - | - | - | - | - | - | - | - | - | - |
| 12 | TVS Credit Services Limited | V Srinivasa Rangan | Independent Director | Sitting fees | As approved by Board | 0.009 | - | - | - | - | - | - | - | - | - | - |
| 13 | TVS Credit Services Limited | B Sriram | Independent Director | Sitting fees | As approved by Board | 0.007 | - | - | - | - | - | - | - | - | - | - |
| 14 | TVS Credit Services Limited | Ashish Sapra | Chief Executive Officer | Remuneration | As approved by Board | 1.59 | - | - | - | - | - | - | - | - | - | - |
| 15 | TVS Credit Services Limited | Roopa Sampath Kumar | Chief Financial Officer | Remuneration | As approved by Board | 0.42 | - | - | - | - | - | - | - | - | - | - |
| 16 | TVS Credit Services Limited | Anand Vasudev | Company Secretary | Remuneration | As approved by Board | 0.05 | - | - | - | - | - | - | - | - | - | - |

Note:
 Value of the transaction approved by the audit committee pertains to entire financial year 2022-23

A. Statement of utilization of issue proceeds:

| Name of the Issuer | ISIN | Mode of Fund Raising (Public issues/ Private placement) | Type of instrument | Date of raising funds | Amount Raised (Rs in Cr) | Funds utilized (Rs in Cr) | Any deviation (Yes/ No) | If 8 is Yes, then specify the purpose of for which the funds were utilized | Remarks, if any |
|-----------------------------|--------------|---|----------------------------|-----------------------|--------------------------|---------------------------|-------------------------|--|-----------------|
| 1 | 2 | 3 | 4 | 5 | 6 | 7 | 8 | 9 | 10 |
| TVS Credit Services Limited | INE729N08097 | Private Placement | Non-Convertible Debentures | 24.02.2023 | 200 | 200 | No | NA | - |

B. Statement of deviation/ variation in use of Issue proceeds:

| Particulars | Remarks | | | | | |
|--|--------------------------------|----------------------------|------------------------------------|-----------------------|--|------------------------|
| Name of listed entity | TVS Credit Services Limited | | | | | |
| Mode of fund raising | Private Placement | | | | | |
| Type of instrument | Non-Convertible Securities | | | | | |
| Date of raising funds | 24.02.2023 | | | | | |
| Amount raised | Rs 200 Crores | | | | | |
| Report filed for quarter ended | 31 st March 2023 | | | | | |
| Is there a deviation/ variation in use of funds raised? | No | | | | | |
| Whether any approval is required to vary the objects of the issue stated in the prospectus/ offer document? | No | | | | | |
| If yes, details of the approval so required? | NA | | | | | |
| Date of approval | NA | | | | | |
| Explanation for the deviation/ variation | NA | | | | | |
| Comments of the audit committee after review | NA | | | | | |
| Comments of the auditors, if any | NA | | | | | |
| Objects for which funds have been raised and where there has been a deviation/ variation, in the following table: | | | | | | |
| Original object | Modified object, if any | Original allocation | Modified allocation, if any | Funds utilised | Amount of deviation/ variation for the quarter according to applicable object (in Rs. crore and in %) | Remarks, if any |
| For ordinary course of business and repayment/refinancing of debt and general corporate purposes | Not applicable | Rs 200 Crores | Not applicable | Rs 200 Crores | Not applicable | - |
| Deviation could mean: | | | | | | |
| a. Deviation in the objects or purposes for which the funds have been raised. | | | | | | |
| b. Deviation in the amount of funds actually utilized as against what was originally disclosed. | | | | | | |
| <p>Name of the signatory: Sudarshan Venu Designation: Chairman Date: May 03, 2023</p> | | | | | | |